




Modular building consisting of:
 cabins: 20'
 internal height: 2350 mm
 colour: RAL 5010

electric: VDE (400V/32A/5 poles)

internal finish: white

PU panels (60 mm)

-  cement bound chipboard floor
-  PVC - knob floor covering pulled up on side walls
-
-  internal steel cladding
- single-hand mixer

108408.dwg

